

HAVE QUESTIONS OR NEED ASSISTANCE WHILE YOU'RE HERE?

Just ask! Our volunteers are here to help. Ambassadors volunteer at our information booths (located at each main entrance) and can help you answer questions or find your way and are available most days of the week. Or call 705-474-8600.

FREQUENTLY CALLED NUMBERS

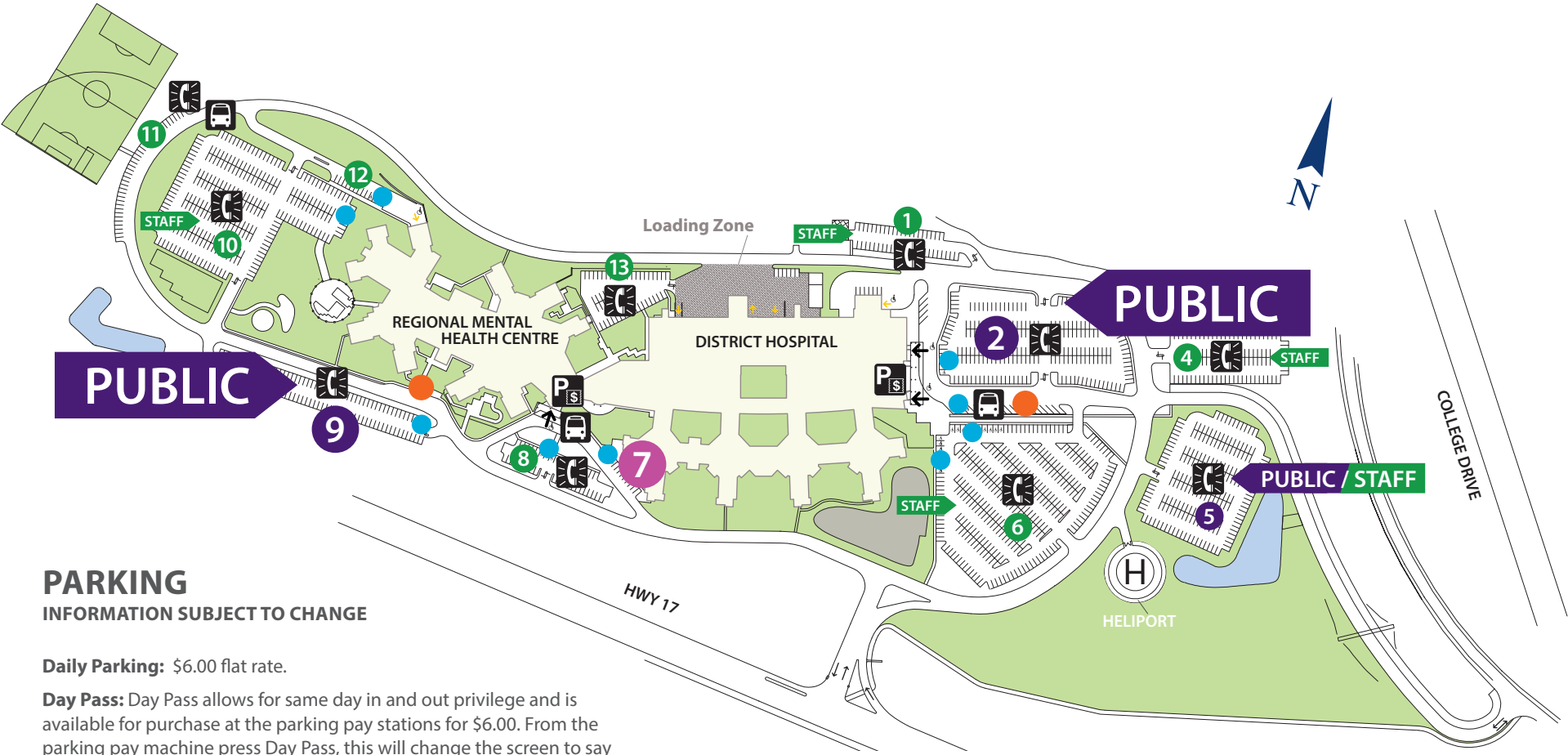
Switchboard	ext 0
Cardiorespiratory.....	ext 4531
Renal	ext 3777
Chemo.....	ext 3830
Emergency.....	ext 4500
Ambulatory Care	ext 3800
Diagnostic Imaging	ext 2820
Breast Screening	ext 2860
Gift Shop.....	ext 3141
Patient Entertainment System.....	ext 3380
Human Resources	ext 2770
Orthopaedic (Fracture) Clinic.....	ext 4459
Cashier.....	ext 2550 or 2551
Pre-Admission Clinic	ext 4900 or 4901
Chaplaincy	ext 3240
Foundation	ext 8125
Communications	ext 7811
Volunteers.....	ext 3131
North Bay Regional Pharmacy.....	705-495-8117
Rehabilitation Services:	
Hospital Funded Clinic	705-495-7570 or ext 4800
SportMED+	705-495-8105 or ext 8105

WWW.NBRHC.ON.CA

50 COLLEGE DRIVE

NORTH BAY, ON

NBRHC MAPS 2020/2021



PARKING

INFORMATION SUBJECT TO CHANGE

Daily Parking: \$6.00 flat rate.

Day Pass: Day Pass allows for same day in and out privilege and is available for purchase at the parking pay stations for \$6.00. From the parking pay machine press Day Pass, this will change the screen to say pre-pay up to 23:59.

Monthly parking passes: Available for chronic care patients and their visitors for \$50 per 30 day period and can be purchased at the Cashier (behind the Gift Shop).

Validate your ticket inside at one of the Pay Stations (located at the Main East Entrance; Outpatient Laboratory; Main West Entrance or Town Square Entrance) before you leave.

Public Parking Lots

Lots 2, 5 & 9 are designated public parking lots.

Lot 7 is located outside of SportsMED+ Outpatient Rehabilitation and is ONLY for patients using those services.

Parking Pay Station

Emergency Call Stations

Bus Stop

Public Parking Lot Numbers

Staff Parking Lots

Main Entrances

15 Minute Parking

Accessible Parking

Outpatient Rehabilitation/ Patient Parking

WWW.NBRHC.ON.CA

50 COLLEGE DRIVE • NORTH BAY, ON

EAST SIDE

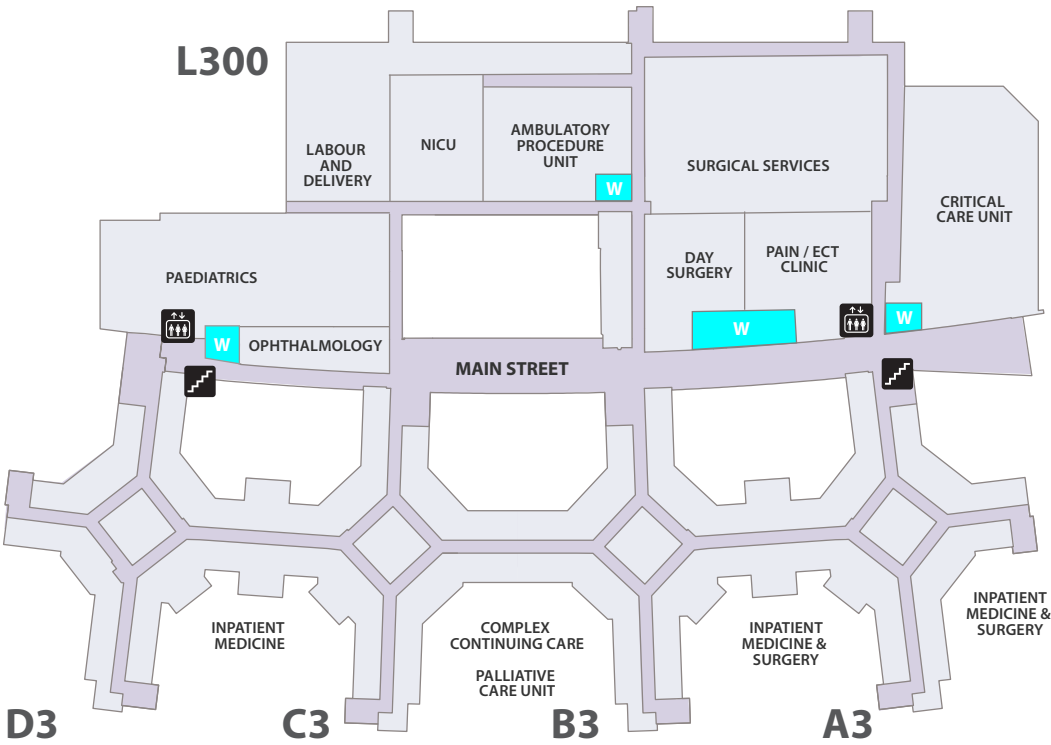
LEVEL 300

INPATIENT CARE AREAS

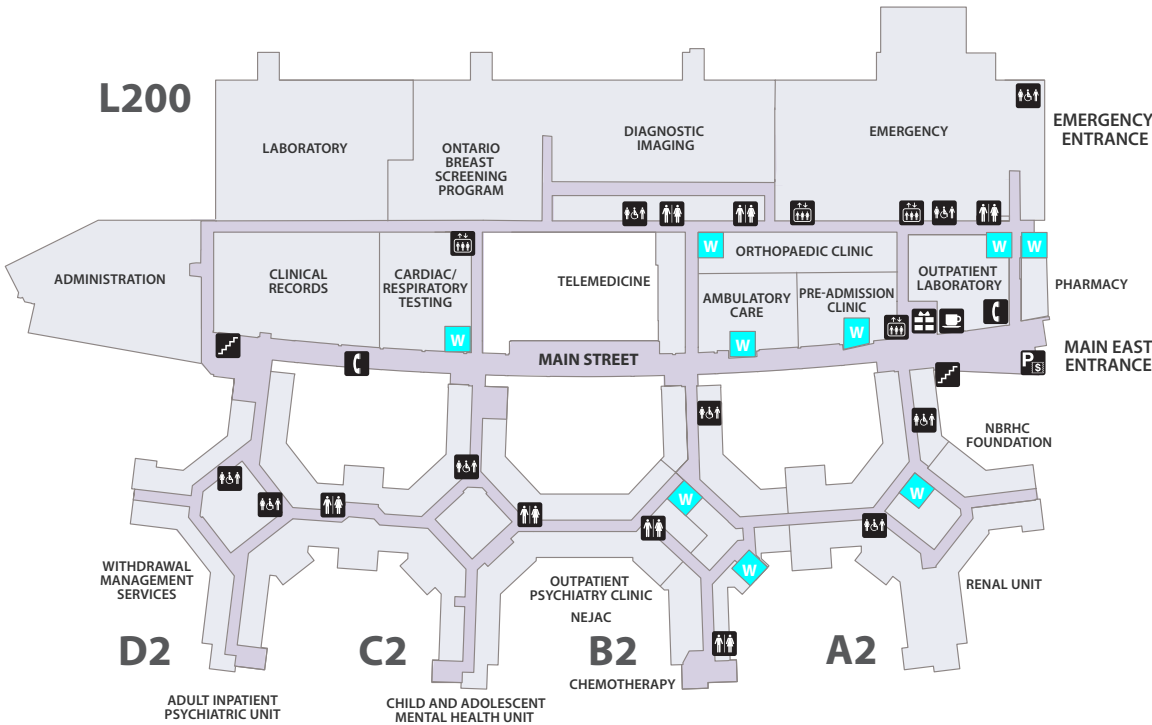
Critical Care Unit (CCU)
Labour and Delivery
Neonatal Intensive Care Unit (NICU)
Paediatrics

OTHER CARE AREAS:

Ambulatory Procedure Unit
Day Surgery
• Cystology Procedure Room
• Endoscopy Procedure Rooms
• Urology Procedure Room
Pain / ECT Clinic
Surgical Services
• OR
• Day Surgery
• Post Anaesthetic Care Unit (PACU)
Ophthalmology



L200



LEVEL 200

INPATIENT CARE AREAS

A2 Renal Unit & Foundation
B2 Anticoagulation Stroke Clinic & Chemotherapy
C2 Child & Adolescent Mental Health (CAMHU)
D2 Adult Inpatient Psychiatric Unit (AIPU) & Withdrawal Management Services (WMS)

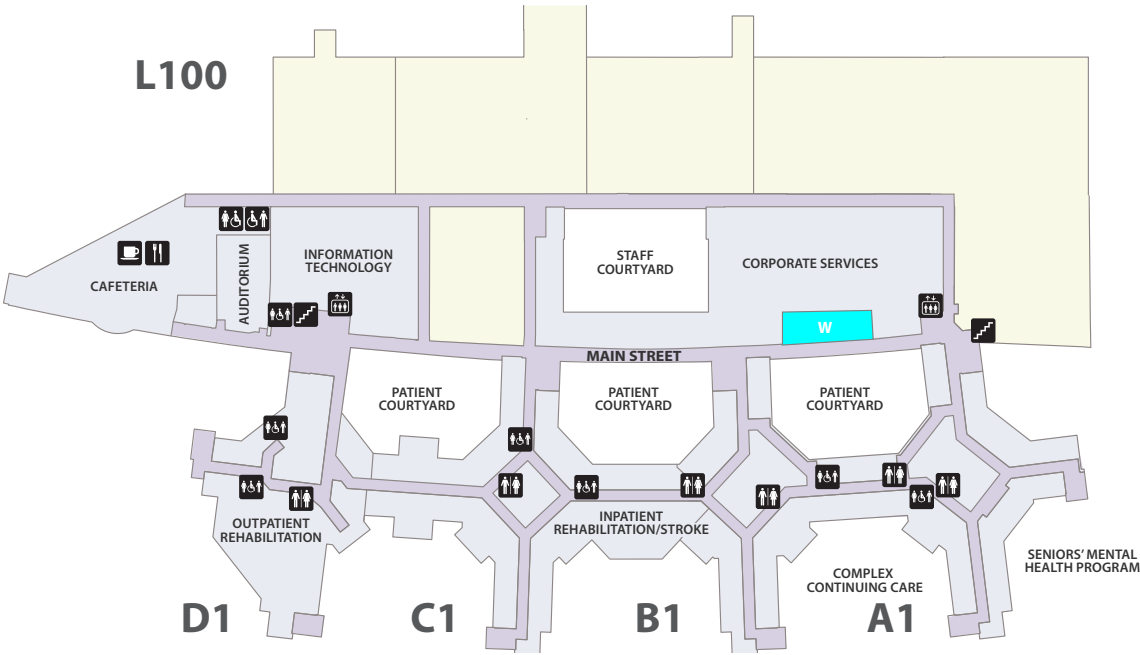
OTHER CARE AREAS:

Ambulatory Care
Cardiac/Respiratory Testing [Breathing Clinic]
Clinical Records
Diagnostic imaging
Emergency Department
North East Joint Assessment Centre (NE JAC)
Orthopaedic clinic
Outpatient Laboratory
Outpatient Psychiatry Clinic
Pre-Admission Clinic
Anticoagulation Stroke Clinic

OTHER SERVICES

Administration
Cashier
Gift Shop
Information Booth
North Bay Regional Pharmacy
Switchboard
Security
Tim Hortons
District Stroke

L100



LEVEL 100

INPATIENT CARE AREAS

A1 Seniors' Mental Health
B1 Complex Continuing Care
C1 Inpatient Rehabilitation/Stroke

OTHER CARE AREAS:

D1 Outpatient Rehabilitation & SportMED+

OTHER SERVICES

Corporate Services
• Human Resources
• Financial Services
• Occupational Health & Safety

Information Technology
Auditorium
Cafeteria

WEST SIDE

LEVEL 100

INPATIENT CARE AREAS

Birch Lodge Heron Lodge
Cedar Lodge Maple Lodge
Deer Lodge

OTHER L 100 SERVICES

Cafeteria
Gymnasium
Mental Health & the Law Psychiatric Outpatient Clinic
Ontario Review Board (ORB) Room
Town Square
Spiritual Centre

LEVEL 200

INPATIENT CARE AREAS

Hummingbird Lodge
Northern Lights Lodge
Osprey Lodge
Owl Lodge

